


# Unveiling Your Research Voice: A Comprehensive Guide to Crafting a Distinct Style and Tone

Every researcher aspires to communicate their findings with clarity and impact. Achieving this goal hinges upon developing a distinctive research voice, a unique blend of writing style and tone that effectively conveys your research ideas and insights. This comprehensive guide will delve into the intricacies of finding your research voice, empowering you to craft compelling research narratives that resonate with readers.

## The Cornerstones of a Strong Research Voice

Your research voice encompasses two fundamental elements:



### Finding Your Research Voice: Story Telling and Theatre Skills for Bringing Your Presentation to Life

★★★★★ 5 out of 5

Language : English  
File size : 4484 KB  
Text-to-Speech : Enabled  
Screen Reader : Supported  
Enhanced typesetting : Enabled  
Word Wise : Enabled  
Print length : 118 pages



1. **Writing Style:** The manner in which you structure sentences, choose words, and organize your thoughts. It reflects your writing personality and can vary from formal to informal, objective to subjective.

2. **Tone:** The emotional undercurrent of your writing, conveying your attitude towards the subject matter and readers. It can range from authoritative to approachable, persuasive to neutral.

## **Crafting Your Writing Style**

Developing your writing style is a gradual process that involves:

- **Choosing Clear and Concise Language:** Opt for straightforward language that conveys your ideas without ambiguity or jargon. Simplicity and precision enhance comprehension.
- **Adopting an Active Voice:** Use active verbs to make your writing more engaging and direct. This approach clarifies relationships between subjects and actions.
- **Varying Sentence Structure:** Mix short and long sentences to create rhythm and interest. Avoid monotony by using transitional words and phrases to smoothly connect ideas.
- **Employing Effective Paragraph Structure:** Organize your thoughts into coherent paragraphs, each with a clear topic sentence, supporting sentences, and a concluding sentence that summarizes or transitions.
- **Citing Credible Sources:** Support your arguments with evidence from reputable sources, ensuring academic integrity and credibility.

## **Eliciting the Right Tone**

The tone of your research writing can significantly influence its impact. Consider the following tips:

- **Determine Your Purpose:** Identify the primary goal of your writing to establish an appropriate tone. For instance, a persuasive essay calls for a more assertive tone than a descriptive report.
- **Consider Your Audience:** Tailor your tone to resonate with the intended audience. Academic research often demands a formal and objective tone, while outreach materials may require a friendlier approach.
- **Maintain Consistency:** Strive for consistency in tone throughout your writing to avoid confusing or alienating readers.
- **Seek Feedback:** Share your writing with trusted colleagues or mentors to gather feedback on the effectiveness of your tone.

## Examples of Effective Research Voices

To illustrate the diversity of research voices, consider these excerpts:

- **Formal and Objective:** "The analysis revealed a statistically significant positive correlation between social media engagement and consumer loyalty."
- **Informal and Approachable:** "Picture this: a world where your favorite brands are just a few clicks away, offering personalized recommendations and exclusive deals."
- **Persuasive and Assertive:** "We strongly advocate for increased investment in renewable energy sources to mitigate the urgent threat of climate change."
- **Neutral and Informative:** "The study explored the potential benefits and challenges associated with the implementation of a new


educational program."

## **Developing Your Research Voice: A Step-by-Step Guide**

Embark on the journey of finding your research voice with these steps:

1. **Reflect on Your Writing:** Analyze your current writing to identify areas for improvement.
2. **Experiment with Different Styles:** Try out various writing styles and tones to discover what resonates with you and your audience.
3. **Seek Mentorship and Feedback:** Engage with experienced researchers or writing coaches to receive constructive criticism and guidance.
4. **Practice Regularly:** The key to developing a strong research voice lies in consistent writing practice.
5. **Stay True to Yourself:** While it's important to consider your audience, ultimately, your research voice should reflect your unique perspective and authenticity.


Your research voice is a powerful tool that can amplify the impact of your findings. By understanding its components, crafting a clear writing style, and selecting an appropriate tone, you can effectively communicate your research ideas and insights. Embrace the process of developing your unique voice, allowing it to evolve as you grow as a researcher. With dedication and practice, you can establish a distinct and compelling research voice that commands attention and resonates with readers.



## Finding Your Research Voice: Story Telling and Theatre Skills for Bringing Your Presentation to Life


★★★★★ 5 out of 5

Language : English  
File size : 4484 KB  
Text-to-Speech : Enabled  
Screen Reader : Supported  
Enhanced typesetting : Enabled  
Word Wise : Enabled  
Print length : 118 pages



## The Essential Guide to Angler Quick Reference: Your Comprehensive Pocket Companion to Fishing Success

Embark on an unforgettable fishing adventure with Angler Quick Reference, your indispensable pocket-sized guide to angling success. This comprehensive companion...



## The Lupatus Stone: A Wicked Conjuring

The Lupatus Stone is a powerful artifact that has been used for centuries to perform dark and sinister rituals. It is said to be the key to unlocking...

