


The Ultimate Guide: Essential Features, Gear, and Handling for the Perfect Shot



Seaworthy Offshore Sailboat: A Guide to Essential Features, Handling, and Gear: A Guide to Essential Features, Gear, and Handling by John Vigor

★★★★☆ 4.6 out of 5

Language : English
File size : 5235 KB
Text-to-Speech : Enabled
Screen Reader : Supported
Enhanced typesetting : Enabled
Word Wise : Enabled
Print length : 240 pages



Photography is an art form that allows us to capture and preserve moments in time. It is a powerful tool that can be used to tell stories, evoke emotions, and document the world around us. Whether you are a professional photographer or simply love taking pictures, having a solid understanding of the essential features, gear, and handling techniques is crucial for capturing truly exceptional shots.

This guide will provide you with everything you need to know to get started, including:

- The essential features of a camera
- The must-have gear for any photographer

- Expert handling techniques for getting the perfect shot

Essential Camera Features

The first step to taking great photos is to understand the essential features of a camera. These features will determine the quality of your images and the types of shots you can capture.

Here are some of the most important camera features to consider:

- **Sensor size:** The sensor is the heart of a camera, and its size directly affects the quality of your images. Larger sensors produce sharper images with less noise, especially in low-light conditions.
- **Megapixels:** Megapixels refer to the number of pixels in a camera's sensor. While more megapixels generally means higher resolution images, it is not the only factor that determines image quality.
- **Lens mount:** The lens mount is the part of the camera that attaches lenses. Different cameras have different lens mounts, so it is important to choose a camera that is compatible with the lenses you want to use.
- **Shutter speed:** Shutter speed controls the amount of time that the camera's shutter remains open. A faster shutter speed will freeze motion, while a slower shutter speed will blur motion.
- **Aperture:** Aperture controls the size of the opening in the lens. A wider aperture will create a shallower depth of field, while a narrower aperture will create a larger depth of field.
- **ISO:** ISO measures the camera's sensitivity to light. A higher ISO will make the camera more sensitive to light, allowing you to shoot in

darker conditions. However, a higher ISO can also introduce more noise into your images.

Must-Have Gear for Photographers

In addition to a camera, there are a few essential pieces of gear that every photographer should have. These items will help you take better photos and protect your equipment.

Here are some of the must-have gear for photographers:

- **Lenses:** Lenses are one of the most important pieces of gear for any photographer. They control the angle of view, depth of field, and overall look of your images. It is important to have a variety of lenses to cover different shooting situations.
- **Tripod:** A tripod is essential for stabilizing your camera and preventing blurry photos. It is especially important for shooting in low-light conditions or when using a telephoto lens.
- **Flash:** A flash can be used to add light to a scene or fill in shadows. It is a versatile tool that can help you take better photos in a variety of situations.
- **Memory cards:** Memory cards store your photos, so it is important to have plenty of them. It is also a good idea to have a backup memory card in case one fails.
- **Camera bag:** A camera bag is essential for transporting your gear and protecting it from the elements.

Expert Handling Techniques for Getting the Perfect Shot


Once you have the right camera and gear, it is important to learn how to use them properly. Here are a few expert handling techniques that will help you get the perfect shot:

- **Hold the camera steady:** The most important thing is to hold the camera steady when taking a picture. This will help prevent blurry photos.
- **Use the right shutter speed:** The shutter speed should be fast enough to freeze motion, but slow enough to avoid blurry photos. A good rule of thumb is to use a shutter speed of 1/60th of a second or faster.
- **Use the right aperture:** The aperture should be wide enough to create the desired depth of field. For portraits, use a wider aperture (e.g., f/2.8) to create a shallow depth of field and blur the background. For landscapes, use a narrower aperture (e.g., f/11) to create a larger depth of field and keep everything in focus.
- **Use the right ISO:** The ISO should be low enough to minimize noise, but high enough to avoid underexposing your photos. A good starting point is ISO 100 or 200.
- **Compose your shot carefully:** Take the time to compose your shot carefully before taking a picture. Consider the lighting, background, and subject matter. Use the rule of thirds to create a balanced and visually appealing composition.

Taking great photos requires a combination of the right camera, gear, and handling techniques. By understanding the essential features of a camera,

investing in the right gear, and learning how to use your equipment properly, you can take your photography to the next level.


So what are you waiting for? Get out there and start capturing the perfect shot!



Seaworthy Offshore Sailboat: A Guide to Essential Features, Handling, and Gear: A Guide to Essential Features, Gear, and Handling by John Vigor


★★★★☆ 4.6 out of 5

Language : English
File size : 5235 KB
Text-to-Speech : Enabled
Screen Reader : Supported
Enhanced typesetting : Enabled
Word Wise : Enabled
Print length : 240 pages



The Essential Guide to Angler Quick Reference: Your Comprehensive Pocket Companion to Fishing Success

Embark on an unforgettable fishing adventure with Angler Quick Reference, your indispensable pocket-sized guide to angling success. This comprehensive companion...



The Lupatus Stone: A Wicked Conjuring

The Lupatus Stone is a powerful artifact that has been used for centuries to perform dark and sinister rituals. It is said to be the key to unlocking...