


The Listenology Guide to Bitless Bridles for Horses: How to Choose Your First

Bitless bridles are a popular choice for horse riders who are looking for a more gentle and humane way to ride. Unlike traditional bridles, which use a bit to control the horse, bitless bridles use pressure and leverage to communicate with the horse. This can be a more comfortable and less painful experience for the horse, and it can also help to build a stronger bond between horse and rider.

If you're interested in trying a bitless bridle, it's important to do your research and choose the right one for your horse. There are many different types of bitless bridles available, each with its own unique advantages and disadvantages. In this article, we'll discuss the different types of bitless bridles and how to choose the right one for your horse.



The Listenology Guide to Bitless Bridles for Horses - How to choose your first Bitless Bridle for your horse or pony | Perfect for Western & English horse training (Listenology Series) by Elaine Heney

★★★★☆ 4.2 out of 5

Language : English
File size : 5596 KB
Text-to-Speech : Enabled
Screen Reader : Supported
Enhanced typesetting : Enabled
Word Wise : Enabled
Print length : 85 pages
Lending : Enabled



Types of Bitless Bridles

There are four main types of bitless bridles:

1. **Mechanical hackamores** use pressure and leverage to control the horse. They are typically made of metal or leather and have a noseband that fits around the horse's nose. Mechanical hackamores can be effective for horses that are strong or have a tendency to pull, but they can also be harsh if they are not used correctly.
2. **Sidepulls** use pressure on the horse's face to control the horse. They are typically made of nylon or leather and have a noseband that fits around the horse's nose and a cheekpiece that fits behind the horse's ears. Sidepulls are a good choice for horses that are gentle and have a good understanding of voice commands.
3. **Bosals** are a type of bitless bridle that is used in Western riding. They are made of rawhide or leather and fit around the horse's nose and mouth. Bosals are very effective for controlling horses, but they require a skilled rider to use them correctly.
4. **Knot halters** are a type of bitless bridle that is made of rope. They are tied around the horse's nose and mouth and can be used to control the horse. Knot halters are a good choice for horses that are gentle and have a good understanding of voice commands.

How to Choose the Right Bitless Bridle

The best bitless bridle for your horse will depend on your horse's individual personality and needs. Here are some factors to consider when choosing a bitless bridle:

- **Your horse's temperament.** If your horse is strong or has a tendency to pull, you will need a bitless bridle that provides more control. A mechanical hackamore or sidepull may be a good choice.
- **Your horse's training level.** If your horse is well-trained and has a good understanding of voice commands, you can use a less severe bitless bridle, such as a sidepull or knot halter.
- **Your riding style.** If you are a Western rider, you may prefer a bosal. If you are an English rider, you may prefer a sidepull or mechanical hackamore.


Fitting a Bitless Bridle

Once you have chosen a bitless bridle, it is important to fit it correctly. The bridle should be snug, but not too tight. The noseband should be fitted around the horse's nose, and the cheekpieces should be fitted behind the horse's ears. The bridle should not interfere with the horse's breathing or vision.

Using a Bitless Bridle

When you are using a bitless bridle, it is important to be gentle and patient. Use light pressure and leverage to communicate with your horse. Do not yank or pull on the reins. If your horse resists, release the pressure and try again. With time and practice, you and your horse will learn to communicate effectively with a bitless bridle.


Bitless bridles can be a great way to ride your horse more gently and humanely. However, it is important to choose the right bitless bridle for your horse and to fit it correctly. With time and practice, you and your horse will learn to communicate effectively with a bitless bridle.



The Listenology Guide to Bitless Bridles for Horses - How to choose your first Bitless Bridle for your horse or pony | Perfect for Western & English horse training (Listenology Series) by Elaine Heney


★★★★☆ 4.2 out of 5

Language : English
File size : 5596 KB
Text-to-Speech : Enabled
Screen Reader : Supported
Enhanced typesetting : Enabled
Word Wise : Enabled
Print length : 85 pages
Lending : Enabled



The Essential Guide to Angler Quick Reference: Your Comprehensive Pocket Companion to Fishing Success

Embark on an unforgettable fishing adventure with Angler Quick Reference, your indispensable pocket-sized guide to angling success. This comprehensive companion...



The Lupatus Stone: A Wicked Conjuring

The Lupatus Stone is a powerful artifact that has been used for centuries to perform dark and sinister rituals. It is said to be the key to unlocking...