

The Comprehensive Guide to Nymphing: Unlocking the Secrets of Underwater Success

In the realm of fly fishing, the art of nymphing holds a special allure, offering anglers an unparalleled opportunity to connect with elusive fish lurking beneath the surface. With meticulous precision and an intimate understanding of aquatic ecosystems, nymphing has become a refined and effective technique, enchanting anglers across the globe. In this definitive guide, we embark on a journey into the depths of nymphing, delving into its intricacies and unlocking the secrets that lead to underwater success.

Understanding Nymphing: A Method for Success

Nymphing, in its essence, is the presentation of an artificial nymph (an imitation of an immature stage of aquatic insects) to fish feeding in or near the water column. This technique stands in contrast to dry fly fishing, where flies are cast and floated on the surface. Nymphing requires a specialized approach, encompassing intricate casting techniques, precise fly selection, and an in-depth knowledge of fish behavior and aquatic environments.



The Fly Fishing Bible of Nymphing: A Complete Playbook for Fly Fishing with Nymphs by Paul Gaskell

★★★★☆ 4.4 out of 5

Language : English

File size : 25928 KB

Screen Reader: Supported

Print length : 145 pages

Lending : Enabled

FREE

DOWNLOAD E-BOOK



Essential Gear for Nymphing

Successful nymphing demands the right gear, designed to enhance accuracy, sensitivity, and control.

- **Fly Rod:** Choose a rod with a delicate tip and a supple action, optimized for the delicate presentation of nymphs. Lengths typically range from 8 to 11 feet.
- **Reel:** Opt for a reel with a smooth drag system and ample line capacity to accommodate the longer casts required for nymphing.
- **Line:** Specialized nymphing lines, often sinking or floating with varying sink rates, provide optimal control and sensitivity.
- **Tippet:** Select tippet material in appropriate strength and diameter, ensuring a balance between strength and invisibility.
- **Nymphs:** A diverse selection of nymphs is paramount, reflecting the wide range of aquatic insects found in various ecosystems.

Casting Techniques for Nymphing

Mastering casting techniques is crucial for effective nymphing. Several specialized casts have been developed specifically for this purpose:

- **Roll Cast:** Ideal for presenting nymphs in tight spaces or when casting upstream, the roll cast allows for a smooth and controlled delivery.
- **Mending:** Mending involves manipulating the line after the cast to ensure the nymphs sink and drift naturally in the current.
- **High-Sticking:** This technique involves holding the rod tip high, permitting direct observation of the nymph and allowing for quicker

strikes.

- **Euro Nymphing:** A modern technique originating in Europe, Euro nymphing employs a specialized weighted fly line to achieve precise fly placement and control.

Fly Selection for Nymphing

The choice of nymph is paramount in nymphing, as it dictates the effectiveness of your presentation. Understanding the life cycle of aquatic insects and familiarizing yourself with the species present in the water you're fishing are essential.

- **Matching the Hatch:** Observing the insects hatching or emerging provides valuable insights into the type of nymphs the fish are feeding on.
- **Fly Size:** Nymph size should generally match the size of natural insects in the area.
- **Color and Pattern:** Experiment with different colors and patterns to find what appeals to the fish on that particular day.
- **Weight:** Choose nymphs with appropriate weight for the depth and current speed you're fishing.

Aquatic Habitats and Fish Behavior

In-depth knowledge of aquatic ecosystems and fish behavior is vital for successful nymphing.

- **Current:** Fish often hold in specific areas within a current, such as behind rocks or in eddies.

- **Depth:** The depth at which fish feed varies depending on water temperature, clarity, and food availability.
- **Structure:** Aquatic structures such as rocks, logs, and vegetation provide hiding places for fish and ambush points for feeding.

Reading the Water for Nymphing

Observing the water's surface can reveal valuable clues about fish behavior and potential feeding lanes.

- **Surface Disturbances:** Rising fish or dimples on the water indicate active feeding.
- **Current Seams:** Lines where currents meet create feeding zones for fish.
- **Soft Water:** Areas with slower currents or eddies often harbor fish seeking shelter or ambush points.

Striking and Hooking Techniques

When a fish takes your nymph, a quick and decisive strike is essential.


- **High-Sticking:** This technique allows for immediate strike detection and a faster response.
- **Mending and Striking:** Mending the line after the cast helps set the hook and keep the nymph in the strike zone.
- **Patience:** Resist the urge to strike prematurely. Wait for the fish to fully take the nymph before setting the hook.

Ethical Considerations for Nymphing

As responsible anglers, ethical considerations are paramount:

- **Catch-and-Release:** Practice catch-and-release to ensure the sustainability of fish populations.
- **Respect for Aquatic Ecosystems:** Avoid disturbing habitats or harming aquatic life.
- **Proper Equipment Use:** Use barbless hooks and avoid over-fishing to minimize harm to fish.

Nymphing is an art form that combines technical skill, knowledge, and an intimate understanding of aquatic ecosystems. By embracing the principles outlined in this comprehensive guide, anglers can unlock the secrets of nymphing and experience the thrill of catching fish that would otherwise remain elusive. With patience, persistence, and a deep appreciation for the natural world, you too can master this captivating technique and become a true master of nymphing.



The Fly Fishing Bible of Nymphing: A Complete Playbook for Fly Fishing with Nymphs by Paul Gaskell

★★★★☆ 4.4 out of 5

Language : English

File size : 25928 KB

Screen Reader : Supported


Print length : 145 pages

Lending : Enabled

FREE


DOWNLOAD E-BOOK





The Essential Guide to Angler Quick Reference: Your Comprehensive Pocket Companion to Fishing Success

Embark on an unforgettable fishing adventure with Angler Quick Reference, your indispensable pocket-sized guide to angling success. This comprehensive companion...



The Lupatus Stone: A Wicked Conjuring

The Lupatus Stone is a powerful artifact that has been used for centuries to perform dark and sinister rituals. It is said to be the key to unlocking...