


# Team Roping Tips From Bob Allcorn: The Ultimate Guide to Mastering the Art of Team Roping

Team roping is a thrilling sport that requires precision, teamwork, and a deep understanding of the animals involved. Bob Allcorn, a legendary team roper, has dedicated his life to mastering this craft and achieving unparalleled success in the rodeo arena. In this comprehensive guide, Bob shares his expert tips and insights to help you elevate your team roping skills and reach new heights.



## Team Roping Tips by Bob Allcorn

★★★★☆ 4.3 out of 5

Language : English  
File size : 9204 KB  
Text-to-Speech : Enabled  
Screen Reader : Supported  
Enhanced typesetting : Enabled  
Word Wise : Enabled  
Print length : 180 pages

FREE

DOWNLOAD E-BOOK



## The Basics of Team Roping

Team roping involves two riders, known as the header and the heeler, working together to rope a calf. The header ropes the calf's head, while the heeler ropes the calf's hind legs. The goal is to rope the calf quickly and securely, and to do so with the least amount of penalty time possible.

There are two main types of team roping: heading and heeling. Heading involves roping the calf's head, while heeling involves roping the calf's hind legs. Each position requires a unique set of skills and techniques.

## **Bob Allcorn's Team Roping Tips**

Bob Allcorn has a wealth of experience and knowledge to share with team ropers of all levels. Here are some of his most valuable tips:

- **Practice regularly:** The more you practice, the better you will become at team roping. Try to practice with a partner who is at a similar skill level to you.
- **Start with the basics:** Before you try to master advanced techniques, make sure you have a solid foundation in the basics of team roping. This includes learning how to properly throw a rope, how to dally, and how to tie down a calf.
- **Focus on your horse:** Your horse is your partner in team roping. It is important to have a well-trained horse that responds well to your cues.
- **Be patient:** Team roping takes time to learn. Don't get discouraged if you don't become a roping master overnight.
- **Have fun:** Team roping should be enjoyable. If you're not having fun, you're less likely to stick with it.

## **Additional Tips for Headers**

- **Choose the right rope:** The type of rope you use will have a big impact on your heading ability. Consider the weight, length, and material of the rope when making your choice.

- **Practice your throw:** The more accurate your throw, the more likely you are to rope the calf's head. Practice throwing your rope at a target until you can consistently hit it.
- **Be quick:** The faster you can throw your rope, the less time the calf will have to react. Practice your throw until you can release it quickly and accurately.

### **Additional Tips for Heelers**

- **Choose the right heeling rope:** The type of heeling rope you use will depend on your personal preferences. Consider the weight, length, and material of the rope when making your choice.
- **Practice your run:** The heeler's run is a critical part of team roping. Practice your run until you can do it smoothly and efficiently.
- **Be patient:** Heeling can be a challenging position, but it is also very rewarding. Be patient and practice regularly, and you will eventually develop the skills you need to be a successful heeler.

Team roping is a challenging but rewarding sport that can be enjoyed by people of all ages and skill levels. By following Bob Allcorn's expert tips, you can improve your team roping skills and reach new heights in this exciting sport.


Remember, practice is the key to success in team roping. The more you practice, the better you will become. So get out there and start roping!

#### **Team Roping Tips** by Bob Allcorn

★★★★☆ 4.3 out of 5

Language : English


File size : 9204 KB



Text-to-Speech : Enabled  
Screen Reader : Supported  
Enhanced typesetting : Enabled  
Word Wise : Enabled  
Print length : 180 pages


FREE

DOWNLOAD E-BOOK



## The Essential Guide to Angler Quick Reference: Your Comprehensive Pocket Companion to Fishing Success

Embark on an unforgettable fishing adventure with Angler Quick Reference, your indispensable pocket-sized guide to angling success. This comprehensive companion...



## The Lupatus Stone: A Wicked Conjuring

The Lupatus Stone is a powerful artifact that has been used for centuries to perform dark and sinister rituals. It is said to be the key to unlocking...