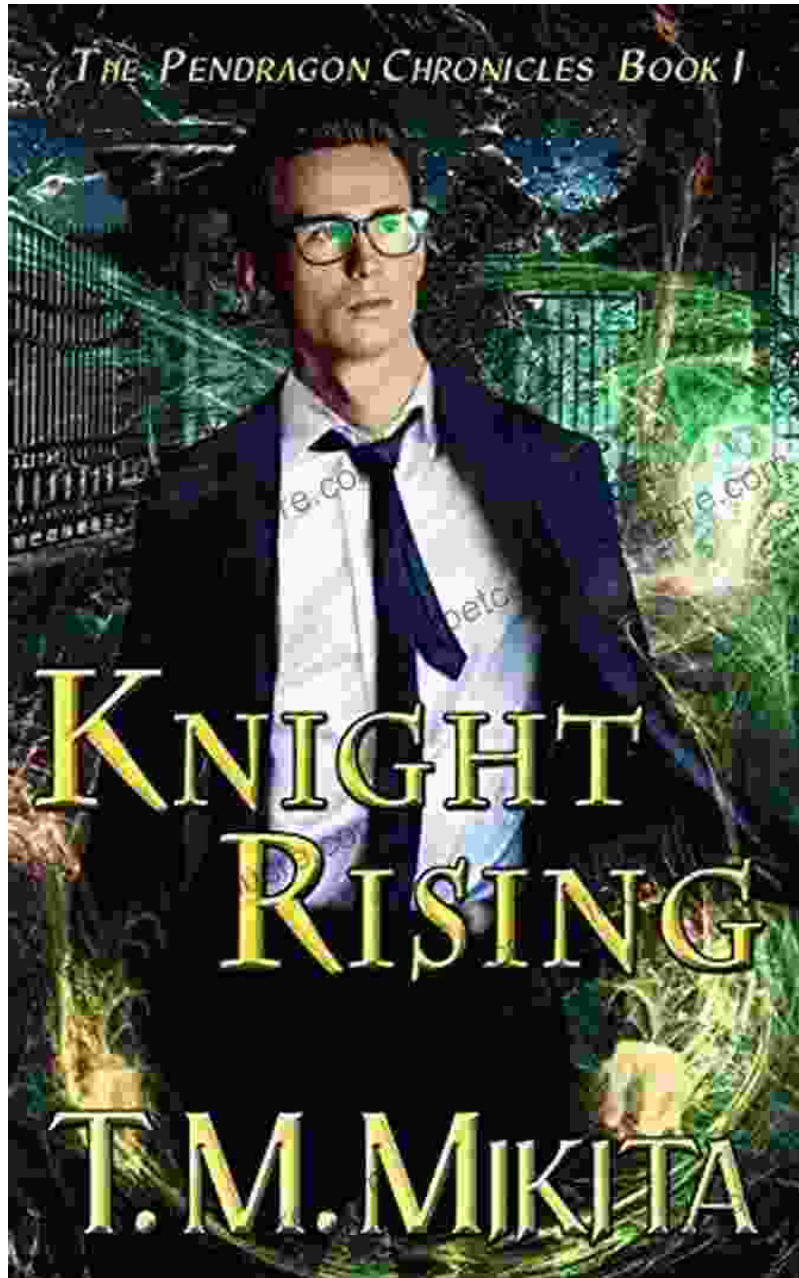


# Knight Rising: A Comprehensive Guide to Mikita



**Knight Rising** by T.M. Mikita

★★★★☆ 4.7 out of 5

Language : English

Text-to-Speech : Enabled

Enhanced typesetting : Enabled



Word Wise	: Enabled
Lending	: Enabled
File size	: 3028 KB
Screen Reader	: Supported
Print length	: 259 pages



Mikita is a powerful and versatile champion in League of Legends. She is a versatile fighter who excels in both team fights and solo lanes. With her unique ability to control the battlefield with her Crescent Slash, she can easily disrupt enemy formations and create openings for her team. Mikita is also a very tanky champion, making her difficult to take down even in the late game.

## Abilities

- **\*\*Passive - Graceful Charge\*\*** - Mikita's basic attacks grant her stacks of Grace, increasing her attack speed and movement speed. At maximum stacks, Mikita's next basic attack deals additional damage and grants her a shield.
- **\*\*Q - Crescent Slash\*\*** - Mikita throws a crescent-shaped projectile that damages and slows enemies. The projectile can be thrown in any direction, making it a versatile tool for both offense and defense.
- **\*\*W - Wind Wall\*\*** - Mikita creates a wind wall that blocks all projectiles for a short period of time. This ability can be used to protect Mikita and her allies from enemy ranged attacks, or to disrupt enemy channels.

- **\*\*E - Vaulting Leap\*\*** - Mikita leaps to a target location, damaging and knocking up enemies in her path. This ability can be used to engage or disengage from fights, or to disrupt enemy formations.
- **\*\*R - Knight's Charge\*\*** - Mikita charges forward, dealing damage to enemies in her path. At the end of her charge, Mikita creates a shockwave that damages and slows enemies. This ability can be used to initiate fights, chase down enemies, or escape from danger.

## Runes

The best runes for Mikita are those that enhance her tankiness and damage output. Some of the best runes for Mikita include:

- **\*\*Conqueror\*\*** - This rune grants Mikita additional attack damage and true damage after she attacks an enemy for a few seconds. This rune is great for Mikita because it allows her to deal more damage to tanks and other high-health champions.
- **\*\*Triumph\*\*** - This rune grants Mikita additional gold and health regeneration when she kills an enemy champion. This rune is great for Mikita because it helps her to stay in lane and farm.
- **\*\*Legend: Alacrity\*\*** - This rune grants Mikita additional attack speed. This rune is great for Mikita because it helps her to deal more damage and stack her passive faster.
- **\*\*Last Stand\*\*** - This rune grants Mikita additional damage when she is below a certain health threshold. This rune is great for Mikita because it helps her to finish off low-health enemies.
- **\*\*Conditioning\*\*** - This rune grants Mikita additional armor and magic resistance. This rune is great for Mikita because it helps her to tank

more damage.

- **Overgrowth** - This rune grants Mikita additional health regeneration. This rune is great for Mikita because it helps her to stay in lane and farm.

## **Builds**

There are many different ways to build Mikita, depending on her role and the enemy team composition. Some of the most popular builds for Mikita include:

### **Tank Build**

- **Trinity Force**
- **Spirit Visage**
- **Frozen Heart**
- **Randuin's Omen**
- **Gargoyle Stoneplate**
- **Boots of Swiftiness**

This build focuses on tankiness and crowd control. It is great for Mikita when she needs to frontline and soak up damage for her team.

### **Damage Build**

- **Trinity Force**
- **Black Cleaver**

- **Death's Dance**
- **Ravenous Hydra**
- **Sterak's Gage**
- **Boots of Swiftiness**

This build focuses on damage output. It is great for Mikita when she wants to be a frontline fighter and deal a lot of damage.

### **Hybrid Build**

- **Trinity Force**
- **Spirit Visage**
- **Randuin's Omen**
- **Ravenous Hydra**
- **Sterak's Gage**
- **Boots of Swiftiness**

This build combines elements of both the tank and damage builds. It is great for Mikita when she wants to be a frontline fighter who can also deal a lot of damage.

### **Playstyle**

Mikita's playstyle is versatile and depends on her role and the enemy team composition. However, some general tips for playing Mikita include:

- Use your Crescent Slash to harass enemies in lane and control the battlefield.
- Use your Wind Wall to block enemy projectiles and disrupt enemy channels.
- Use your Vaulting Leap to engage or disengage from fights, or to disrupt enemy formations.
- Use your Knight's Charge to initiate fights, chase down enemies, or escape from danger.
- Be patient and wait for the right moment to engage. Mikita is a powerful champion, but she can be easily countered if she is not played carefully.

Mikita is a powerful and versatile champion in League of Legends. She is a versatile fighter who excels in both team fights and solo lanes. With her unique ability to control the battlefield with her Crescent Slash, she can easily disrupt enemy formations and create openings for her team. Mikita is also a very tanky champion, making her difficult to take down even in the late game.

If you are looking for a champion that can do it all, Mikita is a great choice. She is a strong laner, a powerful team fighter, and a durable frontline. With the right runes, build, and playstyle, Mikita can be a force to be reckoned with.

### **Knight Rising** by T.M. Mikita

★★★★☆ 4.7 out of 5

Language : English


Text-to-Speech : Enabled



Enhanced typesetting : Enabled  
Word Wise : Enabled  
Lending : Enabled  
File size : 3028 KB  
Screen Reader : Supported  
Print length : 259 pages


FREE

DOWNLOAD E-BOOK



## The Essential Guide to Angler Quick Reference: Your Comprehensive Pocket Companion to Fishing Success

Embark on an unforgettable fishing adventure with Angler Quick Reference, your indispensable pocket-sized guide to angling success. This comprehensive companion...



## The Lupatus Stone: A Wicked Conjuring

The Lupatus Stone is a powerful artifact that has been used for centuries to perform dark and sinister rituals. It is said to be the key to unlocking...