

# Doubles Wisdom for Every Level: A Comprehensive Guide to Dominating the Court

:

Doubles tennis, a thrilling variation of the beloved sport, requires a unique blend of strategy, teamwork, and court craft. Whether you're a seasoned pro or just starting out, embracing the nuances of doubles can elevate your game to new heights. This comprehensive article serves as a definitive guide to doubles wisdom, offering invaluable insights for players of all levels.

## Understanding Doubles Court Positioning:

In doubles, court positioning is paramount. The two partners must work together seamlessly to cover all areas of the court effectively. Here's a breakdown of the optimal positions:



## Doubles Wisdom for Every Level: How to Gain Real Confidence on the Tennis Court by Joseph Mercola

★★★★☆ 4.3 out of 5

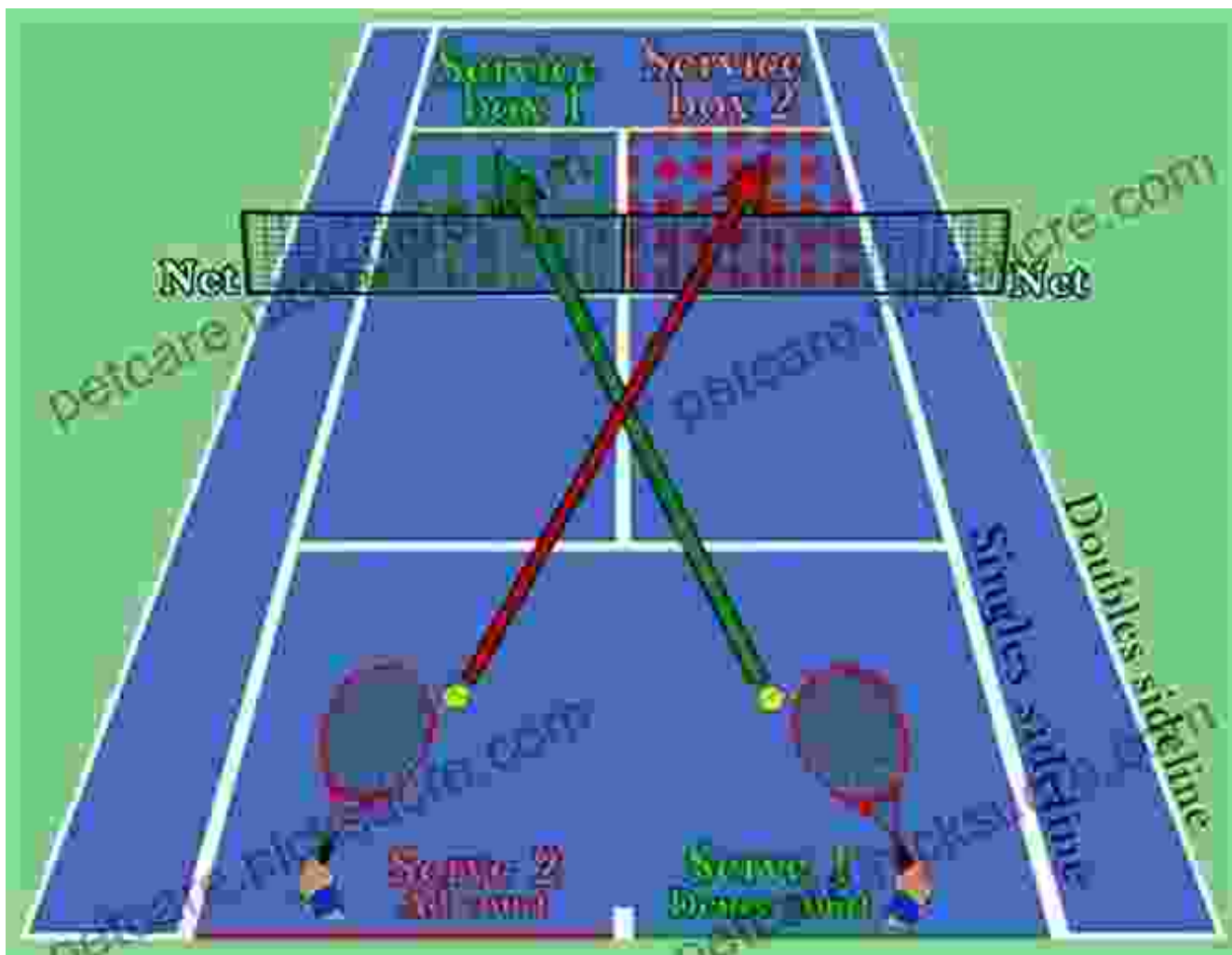
Language : English  
File size : 4174 KB  
Text-to-Speech : Enabled  
Screen Reader : Supported  
Enhanced typesetting : Enabled  
Word Wise : Enabled  
Print length : 139 pages  
Lending : Enabled

FREE

DOWNLOAD E-BOOK

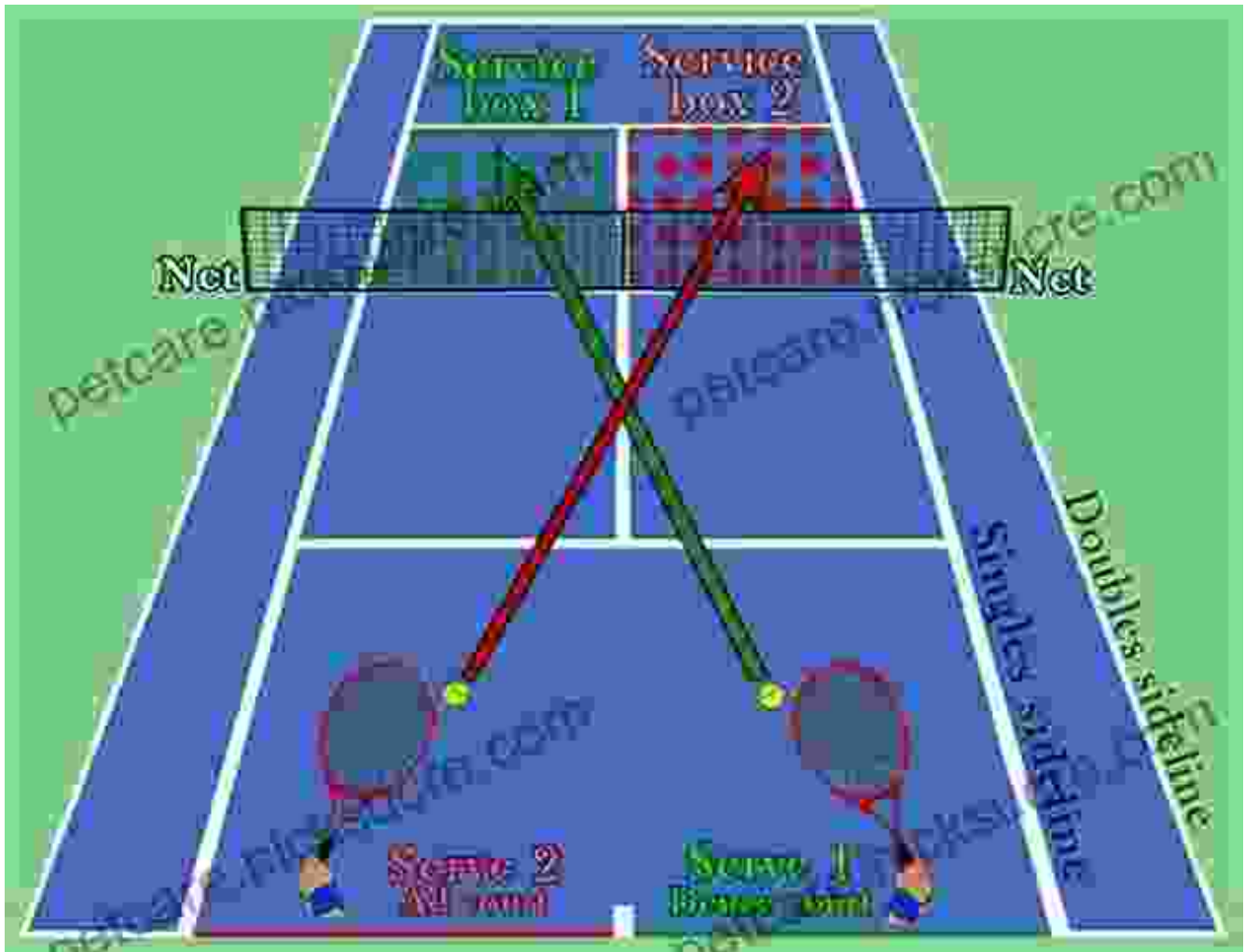


**Server:**



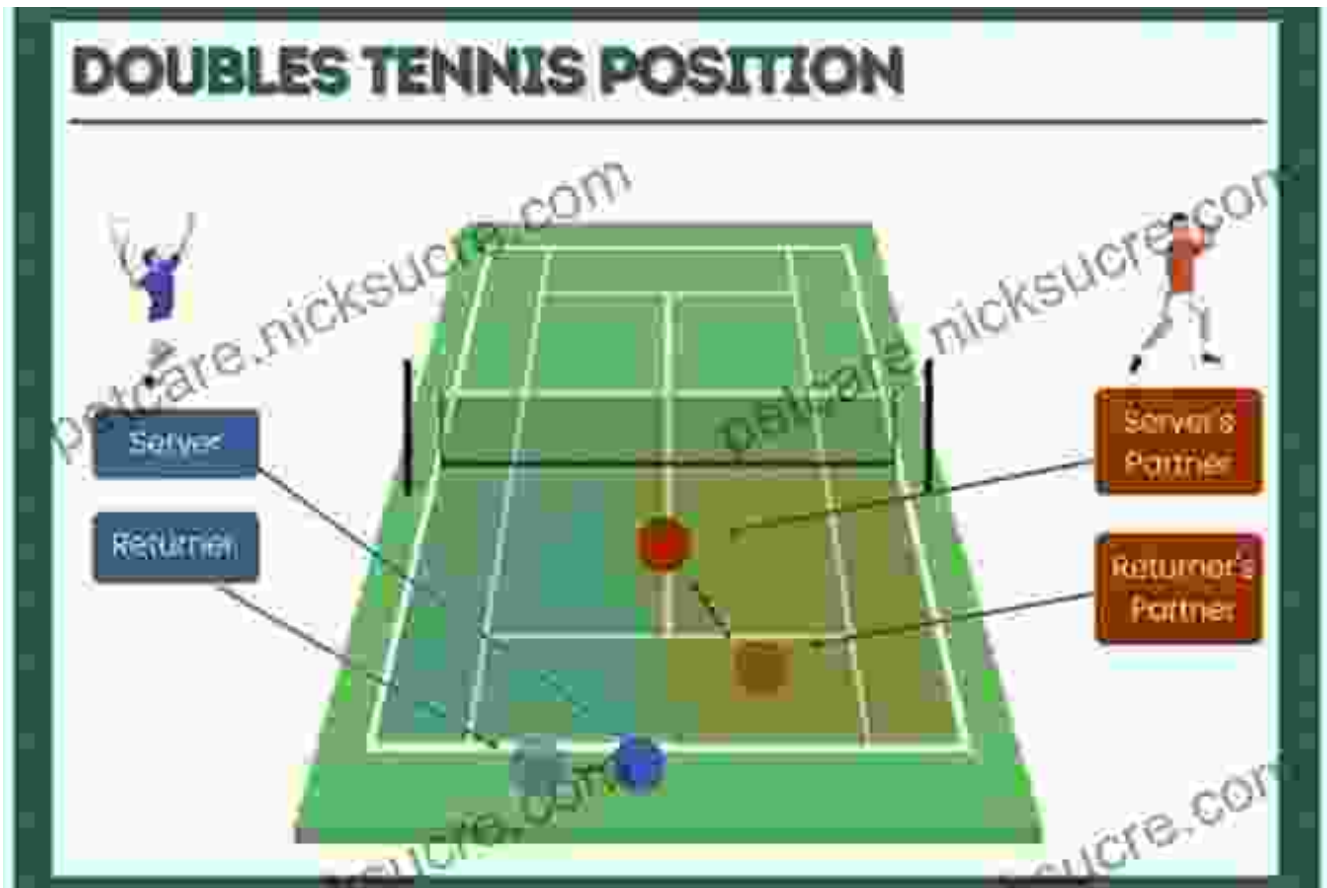
The server should stand parallel to the net, on the opposite side of their partner. This allows them to cover any shots towards their half of the court while also being close enough to the net to react quickly to volleys.

**Receiver:**



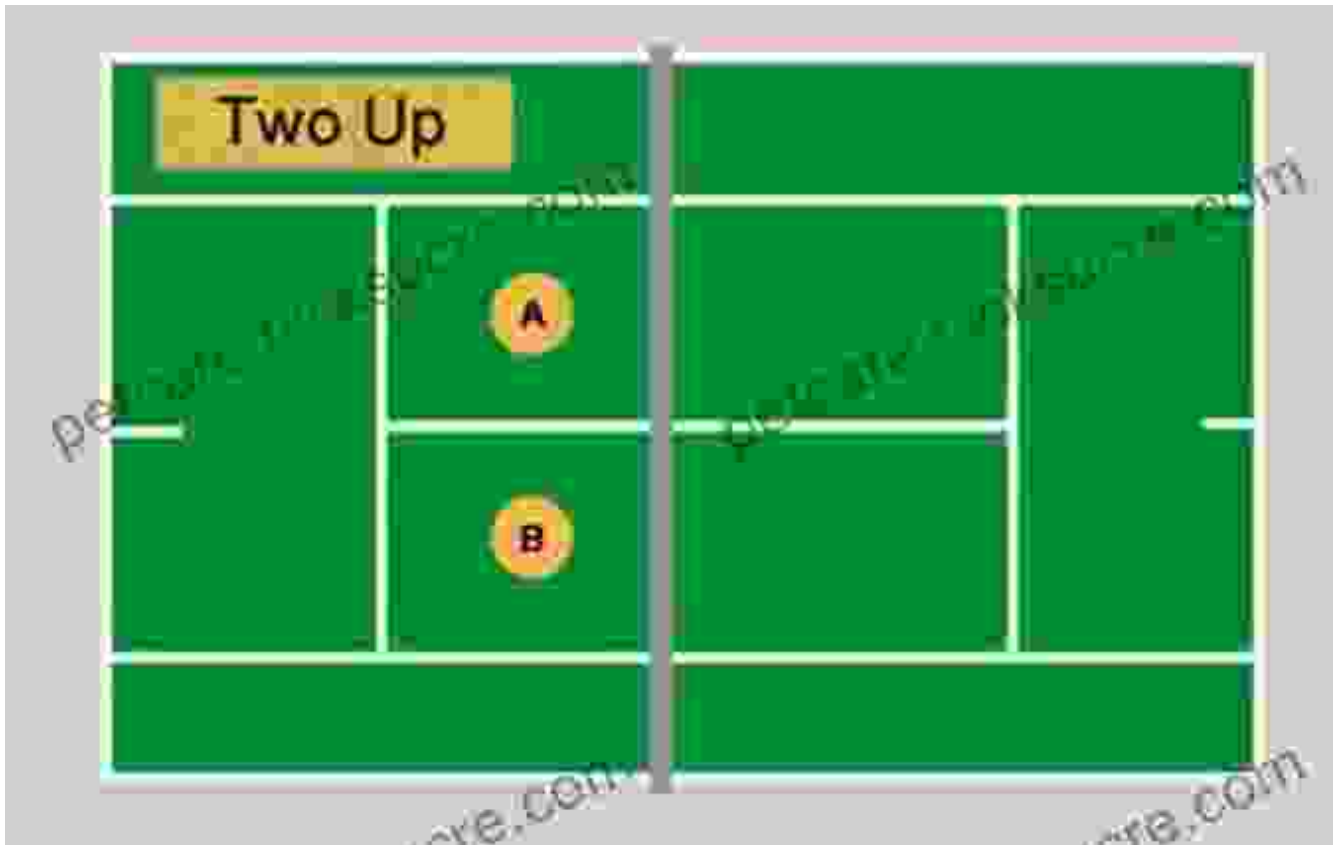
The receiver should position themselves deep behind the baseline, in the center of the court. This provides a wide field of vision and allows them to cover any shots hit towards their side.

**Net Player:**



The net player positions themselves just behind the net, within the service court. This allows them to intercept any high balls or volleys, forcing opponents to hit passing shots.

### **Baseline Player:**



The baseline player covers the deep court behind the net player. Their responsibility is to handle groundstrokes and lob shots that clear the net player's reach.

### **Essential Communication and Coordination:**

Effective communication between partners is crucial in doubles. Verbally or nonverbally, players must relay their intentions, call shots, and adjust their positions to avoid collisions. Clear communication allows for seamless transitions and prevents overlapping or gaps in coverage.

### **Mastering the Serve and Return:**

The serve is a pivotal shot in doubles, as it sets the tone for the rally. A strong serve can put pressure on the opponents, forcing weak returns.

Similarly, an effective return can disrupt the opponents' rhythm and create opportunities for winners. In doubles, servers have the advantage of having a partner at the net, providing additional protection from passing shots.

### **Controlling the Net:**

Net play is a significant aspect of doubles strategy. Players who possess strong volleys and overheads can dominate the net, forcing opponents to hit difficult passing shots. Controlling the net also allows for quick returns and shortens the court for the opposing team. However, it's essential to balance net play with sound court positioning to cover open areas.

### **Covering the Lob:**

The lob is a high, arcing shot that aims to clear the opponents at the net. It can be a powerful tool for players who want to force them back to the baseline. Mastering the lob return in doubles requires coordination between the net player and baseline player. The baseline player should position themselves behind the net player, ready to cover any lobs that clear their reach.

### **Dealing with Crosscourt Shots:**

Crosscourt shots are angled shots that travel across the court, challenging the receiver or net player to cover them effectively. Handling crosscourt shots in doubles requires quick footwork and anticipation. Players should be alert to their opponents' shot selection and adjust their positioning to intercept these shots before they reach the intended target.

### **Playing against a Team with a Strong Baseline Game:**

Facing a team with a strong baseline game can be challenging. To counter their power and consistency, it's crucial to move them around the court and disrupt their rhythm. Players should consider using deep angles, drop shots, and volleys to vary the pace of play and create opportunities for winners.

### **Playing against a Team with a Strong Net Game:**

When playing against a team with a strong net game, it's vital to limit their opportunities to approach the net. This can be achieved by hitting deep groundstrokes, lobs, or angled shots that force them to stay at the baseline. Additionally, players should look for opportunities to pass the net players with well-timed volleys or overheads.

:

Doubles tennis is a dynamic and rewarding sport that offers unique challenges and opportunities. By embracing the wisdom shared in this comprehensive guide, players of all levels can enhance their doubles game, elevate their teamwork, and achieve greater success on the court. Remember, the key to doubles mastery lies in effective communication, coordinated positioning, and a keen understanding of the game's intricacies. With consistent practice and a passion for improvement, players can unlock their full potential and dominate the doubles court with confidence.



### **Doubles Wisdom for Every Level: How to Gain Real Confidence on the Tennis Court** by Joseph Mercola


★★★★☆ 4.3 out of 5

Language : English

File size : 4174 KB


Text-to-Speech : Enabled

Screen Reader : Supported  
Enhanced typesetting: Enabled  
Word Wise : Enabled  
Print length : 139 pages  
Lending : Enabled



## The Essential Guide to Angler Quick Reference: Your Comprehensive Pocket Companion to Fishing Success

Embark on an unforgettable fishing adventure with Angler Quick Reference, your indispensable pocket-sized guide to angling success. This comprehensive companion...



## The Lupatus Stone: A Wicked Conjuring

The Lupatus Stone is a powerful artifact that has been used for centuries to perform dark and sinister rituals. It is said to be the key to unlocking...