


An Explorer's Guide to Sea Kayaking the Inside Passage: A Detailed Narrative of a 7-Day Adventure with Stunning Visuals

Nestled along the western coast of British Columbia and southeastern Alaska, the Inside Passage beckons adventurers with its allure of pristine wilderness, breathtaking scenery, and abundant wildlife. This sheltered waterway, protected from the open ocean by a labyrinth of islands, offers a haven for sea kayaking enthusiasts, providing an unforgettable experience amidst nature's grandeur. In this comprehensive guide, we delve into the details of a 7-day sea kayaking expedition through the Inside Passage, capturing the essence of this extraordinary adventure through captivating visuals and insightful narratives.



Alone in the Passage: An Explorers Guide to Sea Kayaking the Inside Passage by Denis Dwyer

★★★★☆ 4.6 out of 5

Language : English
File size : 12962 KB
Text-to-Speech : Enabled
Screen Reader : Supported
Enhanced typesetting : Enabled
Word Wise : Enabled
Print length : 423 pages
Lending : Enabled

FREE

DOWNLOAD E-BOOK



Planning and Preparation

Embarking on a sea kayaking expedition requires meticulous planning and preparation. Consider the following essential steps to ensure a safe and enjoyable journey:

1. Itinerary and Logistics:

Plan your route carefully, determining daily paddling distances, campsites, and resupply points. Research tidal patterns, weather conditions, and any potential hazards along the way.

2. Gear and Equipment:

Pack a waterproof bag with all the necessary gear, including a tent, sleeping bag, cooking equipment, first aid kit, and clothing for all types of weather. Choose a kayak that suits your skill level and comfort.

3. Physical Fitness:

Sea kayaking demands physical fitness. Engage in regular paddling practice and ensure you have the endurance for extended days on the water.

4. Safety Precautions:

Familiarize yourself with basic safety techniques, such as self-rescue, towing, and emergency communication. Carry a VHF radio or satellite communicator for emergencies.

Day-by-Day Itinerary

Our 7-day sea kayaking journey unfolds as follows:

Day 1: Arrival and Orientation

Begin your adventure by meeting your guide and fellow paddlers in the charming coastal town of Bella Bella, British Columbia. Receive a thorough orientation, including paddling techniques, safety protocols, and detailed trip itinerary.

Day 2: Paddling Paradise

Embark on your first day of kayaking, gliding through calm waters amidst towering mountains and verdant islands. Embark on a leisurely hike to a secluded waterfall, immersing yourself in the pristine wilderness. Camp at a pristine site, surrounded by the symphony of nature.

Day 3: Wildlife Encounters

Paddle through narrow channels, keeping a keen eye for marine wildlife. Encounter playful seals, majestic whales, and soaring eagles. Visit a historic First Nations village, learning about the rich cultural heritage of the region.

Day 4: Coastal Exploration

Explore intricate shorelines, discovering hidden coves and secluded beaches. Marvel at cascading waterfalls and towering cliffs. Camp on a secluded island, enjoying the tranquility of nature's embrace.

Day 5: Fjord Frontiers

Venture into a majestic fjord, surrounded by towering granite walls. Admire cascading waterfalls and search for nesting seabirds. Witness the grandeur of nature's symphony.

Day 6: Island Interlude

Paddle to a remote island, establishing camp amidst old-growth forests. Explore the island's interior, discovering hidden lakes and abundant wildlife. Relish the serenity of this secluded paradise.

Day 7: Return and Reflection

After a week of unforgettable experiences, paddle back to Bella Bella. Reflect on the memories created and the wonders witnessed. Leave the Inside Passage with a renewed appreciation for the beauty and fragility of our natural world.

Essential Tips for Sea Kayaking the Inside Passage

Enhance your sea kayaking adventure by incorporating these valuable tips:

1. Weather Awareness:

Monitor weather forecasts and be prepared for changing conditions. Pack appropriate clothing and gear for rain, wind, and sunshine.

2. Wildlife Etiquette:

Respect wildlife by maintaining a safe distance and avoiding disturbance. Observe animals from afar and appreciate their presence without interfering.

3. Leave No Trace:

Practice responsible camping and kayaking techniques. Pack out all garbage, minimize impact on the environment, and protect the fragile ecosystem.

4. Tidal Knowledge:

Plan your paddling routes around tidal patterns, utilizing favorable currents and avoiding potential hazards.

5. Group Communication:

Stay connected with your fellow paddlers, using whistles or hand signals. Maintain visual contact and inform others of any changes in plans or emergencies.

Unleashing the Inside Passage's Beauty

The Inside Passage unveils a kaleidoscope of stunning landscapes that will leave an indelible mark on your soul:

1. Pristine Islands:

Explore a myriad of islands, each with its unique character. Discover secluded coves, sandy beaches, and towering rock formations that create a picturesque tapestry.

2. Majestic Fjords:

Venture into awe-inspiring fjords, surrounded by sheer cliffs that plunge into the depths of the ocean. Witness cascading waterfalls and marvel at the pristine beauty of these natural wonders.

3. Abundant Wildlife:

Encounter a diverse array of marine wildlife, including playful seals, majestic whales, soaring eagles, and curious otters. Observe these creatures in their natural habitat and appreciate the richness of the ecosystem.

4. Cultural Heritage:

Delve into the rich cultural history of the region by visiting First Nations villages and learning about the traditions and heritage of the indigenous peoples who have called this land home for centuries.

Beyond the Adventure: Advocating for Conservation

Beyond the exhilaration of the adventure, sea kayaking the Inside Passage offers a profound opportunity to raise awareness about the importance of conservation. Here's how you can contribute:

1. Support Local Initiatives:

Engage with organizations dedicated to the protection of the Inside Passage and its surrounding environment. Participate in cleanup efforts, advocate for responsible tourism, and educate others about the region's ecological significance.

2. Practice Sustainable Kayaking:

Adhere to Leave No Trace principles, minimize your environmental impact, and promote responsible paddling practices. Share your knowledge and encourage others to embrace sustainable tourism.


3. Spread the Conservation Message:

Share your experiences and the beauty of the Inside Passage with others. Through social media, blog posts, or word-of-mouth, raise awareness about the need to protect this pristine wilderness for generations to come.

Sea kayaking the Inside Passage is a transformative experience that combines adventure, exploration, and a deep connection with nature. It is a

journey that will awaken your senses, inspire your spirit, and leave you with a profound appreciation for the beauty and fragility of our planet. By embracing responsible tourism practices and advocating for conservation, we can preserve this extraordinary wilderness for future generations to cherish.

As you embark on your own Inside Passage sea kayaking adventure, may this guide serve as a valuable companion, empowering you to navigate the waters with confidence and to fully embrace the wonders that await you along the way.



Alone in the Passage: An Explorers Guide to Sea Kayaking the Inside Passage by Denis Dwyer


★★★★☆ 4.6 out of 5

Language : English
File size : 12962 KB
Text-to-Speech : Enabled
Screen Reader : Supported
Enhanced typesetting : Enabled
Word Wise : Enabled
Print length : 423 pages
Lending : Enabled

FREE


DOWNLOAD E-BOOK





The Essential Guide to Angler Quick Reference: Your Comprehensive Pocket Companion to Fishing Success

Embark on an unforgettable fishing adventure with Angler Quick Reference, your indispensable pocket-sized guide to angling success. This comprehensive companion...



The Lupatus Stone: A Wicked Conjuring

The Lupatus Stone is a powerful artifact that has been used for centuries to perform dark and sinister rituals. It is said to be the key to unlocking...