

# An Essential Guide To Making Decisions And Writing A Birth Plan



## How to Create a Birth Plan: An Essential Guide to Making Decisions and Writing a Birth Plan (Birthing Plan) by Ronald York

★★★★☆ 4.1 out of 5

Language	: English
File size	: 715 KB
Text-to-Speech	: Enabled
Screen Reader	: Supported
Enhanced typesetting	: Enabled
Word Wise	: Enabled
Print length	: 46 pages
Lending	: Enabled



Preparing for childbirth is an exciting and empowering experience. As you approach your due date, you'll likely have many decisions to make about your labor and delivery. Creating a birth plan can help you organize your thoughts, communicate your preferences to your care team, and ensure that your wishes are respected during this important event.

This guide will provide you with everything you need to know about making decisions and writing a birth plan. We'll cover the different options available to you, help you consider your values, and provide practical tips for writing a birth plan that will guide your care team throughout your labor and delivery.

## **Making Informed Decisions**

The first step to creating a birth plan is to educate yourself about the different options available to you. There are many different ways to give birth, and the best option for you will depend on your individual circumstances and preferences.

Some of the key decisions you'll need to make include:

- Where you want to give birth (hospital, birthing center, or home)
- Who you want to attend your birth (partner, family members, doula, or midwife)
- What pain management options you want to use (epidural, nitrous oxide, or natural methods)
- What positions you want to labor and deliver in
- What interventions you're willing to accept (e.g., episiotomy, vacuum extraction)
- What your postpartum care preferences are

It's important to remember that you have the right to make informed decisions about your birth. Your care team should provide you with all the information you need to make these decisions, and they should respect your choices.

## **Considering Your Values**

Once you've educated yourself about the different options available to you, it's important to consider your values. What is most important to you about

your birth experience? Do you want a natural birth? Do you want to avoid interventions? Do you want to have a family-centered birth?

Your values will help you make decisions about your birth plan. For example, if you value a natural birth, you may choose to labor in a birthing center or at home. If you want to avoid interventions, you may choose to use natural pain management methods.

## **Writing A Birth Plan**

Once you've made decisions about your birth and considered your values, you can start writing your birth plan. A birth plan is a written document that outlines your preferences for your labor and delivery. It should include the following information:

- Your name and contact information
- Your due date
- Your birth preferences (e.g., where you want to give birth, who you want to attend your birth, what pain management options you want to use)
- Your postpartum care preferences
- Any special circumstances or requests (e.g., if you have a high-risk pregnancy or if you have any specific needs)

Your birth plan should be a concise and clear document. It should be easy for your care team to read and understand. You can use a template or create your own birth plan from scratch.


## **Sharing Your Birth Plan**

Once you've written your birth plan, it's important to share it with your care team. This will help ensure that they are aware of your preferences and that they can support you in having the birth you want.

You can share your birth plan with your doctor, midwife, or doula. They can review your plan and answer any questions you have. You can also bring a copy of your birth plan to the hospital or birthing center when you go into labor.

Creating a birth plan is an important part of preparing for childbirth. By making informed decisions, considering your values, and writing a clear and concise birth plan, you can help ensure that your wishes are respected during your labor and delivery.

Remember, you have the right to make choices about your birth. Your care team should be supportive and respectful of your decisions. By working together, you can create a birth plan that will help you have the birth you want.




## **How to Create a Birth Plan: An Essential Guide to Making Decisions and Writing a Birth Plan (Birthing Plan)** by Ronald York

★★★★☆ 4.1 out of 5

Language	: English
File size	: 715 KB
Text-to-Speech	: Enabled
Screen Reader	: Supported
Enhanced typesetting	: Enabled
Word Wise	: Enabled
Print length	: 46 pages
Lending	: Enabled


FREE

DOWNLOAD E-BOOK



## The Essential Guide to Angler Quick Reference: Your Comprehensive Pocket Companion to Fishing Success

Embark on an unforgettable fishing adventure with Angler Quick Reference, your indispensable pocket-sized guide to angling success. This comprehensive companion...



## The Lupatus Stone: A Wicked Conjuring

The Lupatus Stone is a powerful artifact that has been used for centuries to perform dark and sinister rituals. It is said to be the key to unlocking...