

# A Comprehensive Guide to Using Basic Sign Language to Communicate with Your Baby

Communication is a fundamental aspect of human connection, and it's never too early to start fostering it with your little one. Introducing basic sign language to your baby offers a unique way to connect and communicate before they develop verbal language skills.



## Baby Talk: A Guide to Using Basic Sign Language to Communicate with Your Baby by Monica Beyer

★★★★☆ 4.2 out of 5

Language : English  
File size : 3235 KB  
Text-to-Speech : Enabled  
Screen Reader : Supported  
Enhanced typesetting : Enabled  
Word Wise : Enabled  
Print length : 128 pages



Signing with babies has numerous benefits, including:

- **Enhancing early language development:** Sign language exposes babies to language patterns and concepts early on, supporting their language acquisition and comprehension.
- **Building a special bond:** Signing creates a shared language and a special bond between you and your baby, strengthening your connection.

- **Reducing frustration:** Babies can express their needs and wants through signs, minimizing frustration and tantrums.
- **Supporting cognitive development:** Signing involves gestures, which helps babies develop their spatial reasoning and problem-solving skills.




## Effective Signing Techniques

Here are some effective techniques to make signing a rewarding experience for both you and your baby:

- **Start early:** Introduce signing as soon as you feel comfortable, even if your baby is only a few months old.
- **Be consistent:** Use the same sign consistently for each word or concept.
- **Sign slowly and clearly:** Babies need time to process the signs, so avoid signing too quickly or making exaggerated movements.
- **Make signing fun:** Engage your baby with songs, games, and stories that incorporate signing.
- **Be patient:** Every baby learns at their own pace, so don't get discouraged if your little one doesn't sign back right away.

## Common Baby Signs

Here is a comprehensive list of common baby signs to get you started:

Sign	Meaning	Description	Image
Milk	I'm hungry or thirsty	Make a fist with your thumb extended and move it towards your mouth.	
More	I want more of something	Extend your arm with your palm facing up, then make a scooping motion with your other hand.	
All done	I'm finished eating or playing	Make a fist with your thumb and forefinger extended, then shake your hand back and forth.	

Sign	Meaning	Description	Image
------	---------	-------------	-------

Bath

I want to take a bath

Make the motion of pouring water over your head.



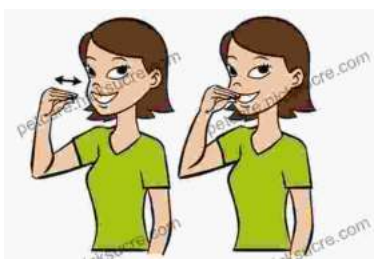




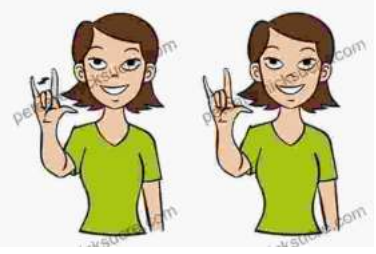
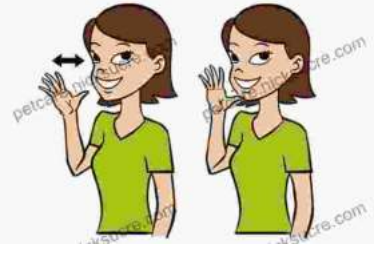
Book

I want to read a book

Hold your hands together like an open book, then move them apart.



Sign	Meaning	Description	Image
Diaper	I need my diaper changed	Put your hand on your bottom and pat it.	
Dog	I see a dog	Make a fist with your thumb and forefinger extended, then point it to your ear and wiggle it.	
Eat	I'm hungry or I want to eat	Bring your hand to your mouth and make a chewing motion.	

Sign	Meaning	Description	Image
Help	I need help	Put your hands together in a prayer position, then raise them up and down.	
Hurt	I'm hurt or in pain	Touch the part of your body that's hurting.	
Love	I love you	Make a heart shape with your hands over your chest.	
Mama	My mother	Touch or point to your chest.	

Sign	Meaning	Description	Image
------	---------	-------------	-------

Outside

I want to go outside

Make a circle with your thumb and forefinger, then move it outwards.



Play

I want to play

Pretend to throw a ball with your hand.



Sign	Meaning	Description	Image
------	---------	-------------	-------

School

I'm going to school

Hold up your hand with your thumb and forefinger extended, then move it forward.




Sleep


I'm sleepy or I want to sleep

Put your hands together under your cheek and tilt your head down.





Sign	Meaning	Description	Image
Thank you	Thank you	Make a fist with your thumb extended, then shake it back and forth.	


Water	I'm thirsty or I want water	Cup your hands together and move them towards your mouth.	
-------	-----------------------------	---	--

Introducing basic sign language to your baby is a rewarding experience that can foster communication, strengthen your bond, and support their early language development. By incorporating simple and consistent signs, you can create a meaningful and engaging way to connect with your little one before they have the ability to speak.

**Baby Talk: A Guide to Using Basic Sign Language to Communicate with Your Baby** by Monica Beyer




★★★★☆ 4.2 out of 5  
Language : English  
File size : 3235 KB  
Text-to-Speech : Enabled  
Screen Reader : Supported  
Enhanced typesetting : Enabled  
Word Wise : Enabled  
Print length : 128 pages



## The Essential Guide to Angler Quick Reference: Your Comprehensive Pocket Companion to Fishing Success

Embark on an unforgettable fishing adventure with Angler Quick Reference, your indispensable pocket-sized guide to angling success. This comprehensive companion...



## The Lupatus Stone: A Wicked Conjuring

The Lupatus Stone is a powerful artifact that has been used for centuries to perform dark and sinister rituals. It is said to be the key to unlocking...