


A Comprehensive Guide to Successful Structure and Defense

In the ever-competitive world of strategy games, the ability to establish and maintain a formidable structure and defense is paramount. Your structures provide the foundation for your economy, research, and military might, while your defenses safeguard them from enemy incursions. Whether you're a seasoned veteran or a budding strategist, this comprehensive guide will provide you with the knowledge and techniques to construct an impregnable bastion and outmaneuver your adversaries.



Writing a Watertight Thesis: A Guide to Successful Structure and Defence

★★★★☆ 4.3 out of 5

Language : English
File size : 689 KB
Text-to-Speech : Enabled
Screen Reader : Supported
Enhanced typesetting : Enabled
Word Wise : Enabled
Print length : 205 pages



Chapter 1: The Fundamentals of Structure Placement

The first step towards a successful structure and defense is understanding the fundamentals of placement. Consider the following principles:

Strategic Location:

Position your structures in areas that are both defensible and accessible. Avoid placing them in isolated locations or near enemy territory.

Resource Proximity:

Place structures near resource nodes to minimize travel time for workers. This will optimize your economic growth and military production.

Defensive Perimeter:

Establish a defensive perimeter around your base. This can include walls, towers, or other fortifications. Ensure that the perimeter is wide enough to provide ample time for your units to respond to enemy attacks.

Chapter 2: Building an Impregnable Defense

An effective defense consists of multiple layers of protection. Here are the key elements to consider:

Walls and Fortifications:

Walls are the cornerstone of any defense. They provide a physical barrier that slows down enemy units, allowing your defenders to engage them in combat. Consider upgrading your walls to increase their durability.

Towers and Turrets:

Towers and turrets provide long-range support. They can attack enemy units from a distance, dealing damage and slowing their advance. Position towers strategically to cover potential entry points.

Traps and Obstacles:

Traps and obstacles can hinder the movement of enemy units. They can slow them down, damage them, or redirect them. Use traps and obstacles wisely to create choke points and force enemy units into vulnerable positions.

Chapter 3: Unit Composition and Deployment

The composition and deployment of your defensive units play a crucial role in their effectiveness. Consider the following strategies:

Variety of Units:

Maintain a diverse army composition. This includes melee units, ranged units, and siege units. Each type of unit has its own strengths and weaknesses, so having a balanced mix will give you an advantage in different situations.

Unit Positioning:

Position your units strategically to maximize their effectiveness. Melee units should be placed behind fortifications, while ranged units should be positioned behind them to provide support fire. Siege units should be placed in positions where they can attack enemy structures or fortifications.

Mobility and Flexibility:

Maintain mobility and flexibility in your defensive forces. Use air units to scout and respond to enemy attacks. Use teleporters or other mobility enhancements to move units quickly between different areas of your base.

Chapter 4: Countering Enemy Tactics

Anticipating and countering enemy tactics is essential for successful defense. Here are some common strategies to watch for:

Mass Attacks:

Enemy forces may attempt to overwhelm your defenses with a large number of units. Counter this by focusing your units to eliminate the strongest enemy units first. Use traps and obstacles to slow down the enemy advance and create choke points.

Assassination Attempts:

Enemy units may attempt to target your key structures or units. Counter this by placing anti-air defenses to protect against air attacks. Use units with high mobility to intercept enemy assassins before they reach their target.

Siege Warfare:

Enemy forces may use siege units to destroy your structures. Counter this by using your own siege units to target enemy siege units. Use walls and fortifications to protect your structures from enemy fire.

Chapter 5: Advanced Defensive Techniques

Mastering advanced defensive techniques will give you a significant advantage in battle. Consider the following strategies:

Stacking and Upgrading:

Stacking units of the same type together increases their defense and attack power. Upgrading your units will also improve their stats and abilities. Use these techniques to create powerful defensive formations.

Unit Grouping:

Group your units into formations to enhance their coordination. This allows you to move, attack, and defend as a single unit. Use formations to focus fire on enemy units or to create defensive walls with melee units.


Terrain Advantages:

Utilize the terrain to your advantage. Place walls and fortifications on elevated terrain to gain a height advantage. Use forests or other obstacles to create cover and ambush points.

Chapter 6:

By following the principles and strategies outlined in this guide, you will be well-equipped to establish and maintain a successful structure and defense. Remember, the key to success lies in careful planning, strategic placement, and adapting your tactics to meet the challenges of the battlefield. As you gain experience, you will refine your skills and develop your own unique defensive strategies.

May your defenses stand firm and your adversaries fall before your might!




Writing a Watertight Thesis: A Guide to Successful Structure and Defence

★★★★☆ 4.3 out of 5

Language	: English
File size	: 689 KB
Text-to-Speech	: Enabled
Screen Reader	: Supported
Enhanced typesetting	: Enabled
Word Wise	: Enabled
Print length	: 205 pages


FREE

DOWNLOAD E-BOOK



The Essential Guide to Angler Quick Reference: Your Comprehensive Pocket Companion to Fishing Success

Embark on an unforgettable fishing adventure with Angler Quick Reference, your indispensable pocket-sized guide to angling success. This comprehensive companion...



The Lupatus Stone: A Wicked Conjuring

The Lupatus Stone is a powerful artifact that has been used for centuries to perform dark and sinister rituals. It is said to be the key to unlocking...